



Moving you Forward

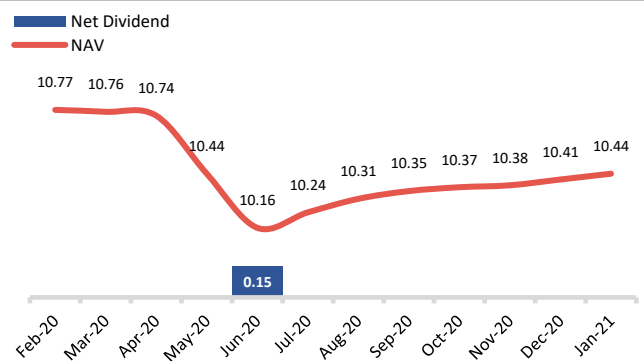
MONTHLY NEWSLETTER – JANUARY 2021

MONTHLY COMMENT

CNL Capital EKES-AIFM announced that its fund manager CNL AIFM signed a memorandum of understanding on a strategic partnership with QUALCO Group. The above strategic partnership is subject to certain conditions and aims to further empower CNL AIFM to continue supporting the development of CNL Capital EKES – AIFM.


The scope and exact details of this strategic partnership will be finalized in the coming months and will be reflected in the final agreements, the main goal of this partnership being to help increase CNL Capital’s funds under management (debt and equity), to identify new business opportunities, as well as to launch new innovative financing products.

NAV – NET DIVIDEND PER SHARE

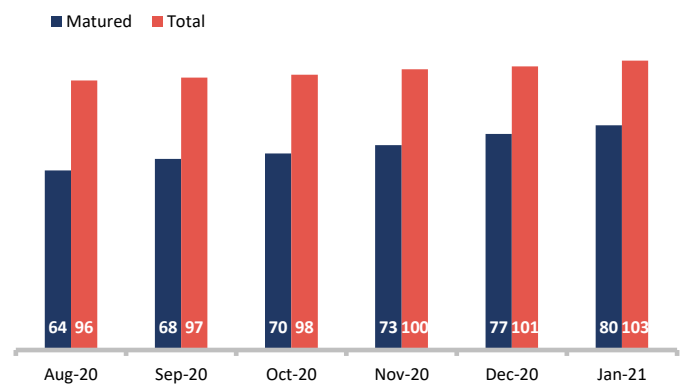


INVESTMENTS (CUMULATIVE)

- Disbursed Investments (M EUR)
- Contracted Investments (M EUR)
- New Investments YTD (Number)



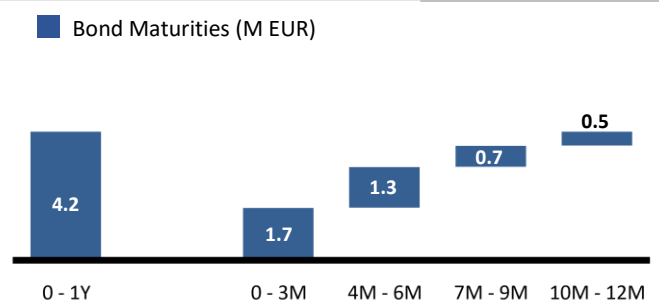
TOTAL NUMBER OF INVESTMENTS



SECTOR WEIGHTINGS (TOP 5¹)

Sector	%
Food & Beverages	23
Hotel, Restaurant & Leisure	20
Distributors & Wholesalers	18
Software & Services	16
Pharmaceuticals & Cosmetic Products	9

BOND MATURITIES



CNL Capital is an Alternative Investment Fund Managers company, is listed on the Athens Stock Exchange, with the main purpose of participating in the capital of small and medium-sized enterprises, according to law 2367/1995. CNL Capital is supervised by Hellenic Capital Market commission, license 2/813/5.4.2018 of law 4209/2013. VAT Registration Number: 800596087, General Electronic Commercial Registry 131359701000. Source: CNL Capital, Athens Stock Exchange, Reuters, Notes: 1) Based on outstanding amount of bonds, 2) Includes 29,919 own shares, 3) Based on 10 - day Moving Average. Disclaimer: This report is intended for information purposes only and contains data regarding past transactions and services and does not constitute binding or secure predictions with regards to future results of those transactions and services. Part of the information and data of this report have been collected from reliable sources, nevertheless there is no guarantee for their accuracy or their validity. Any data and estimations contained herein do not constitute under any circumstance’s analysis, instigation (or the opposite) or investment advice for specific transactions. CNL AIFM (Fund Manager) and CNL Capital are not responsible for any investment movements that may be made based on estimates that may be published here as the return on investments is likely to be loss-making or profitable and therefore under no circumstances may guaranteed.



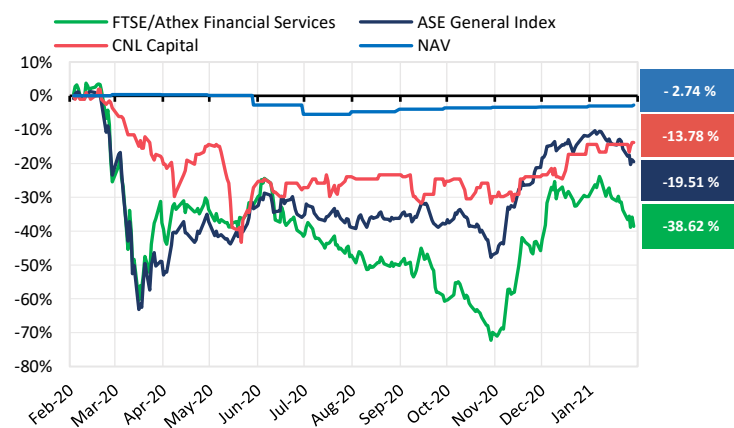
Moving you Forward

MONTHLY NEWSLETTER – JANUARY 2021

FUND OVERVIEW

Fund Inception Date	28/07/2014
IPO DATE	31/07/2018
Symbol	CNLCAP
Bloomberg Code	CNLCAP:GA
Reuters RIC	CNLCAR.AT
ISIN Code	GRS520003005
Lei Code	213800DDNBUCO6A2RT84
Phone Number	+30 210 7239300
Website	www.cnlcapital.eu
LinkedIn Profile	CNL CAPITAL EKES - AIFM
Fund Manager	CNL AIFM

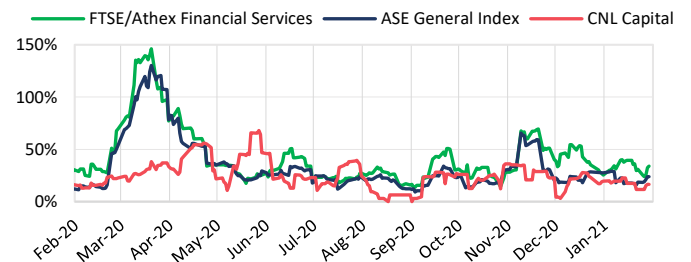
HISTORICAL RETURNS



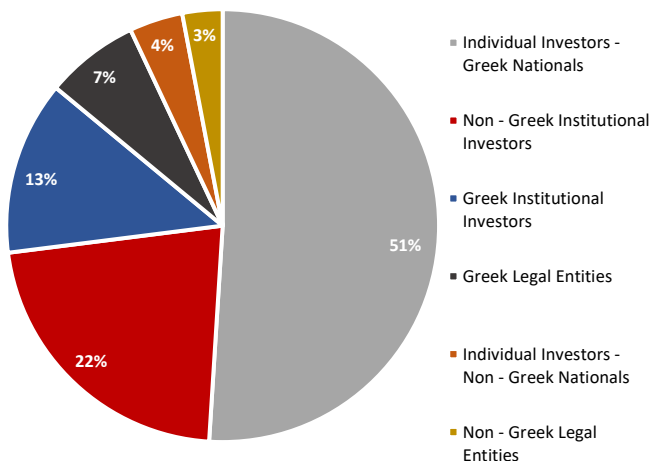
FUND DETAILS 31/01/2021

Number of Shares ²	784,500
Assets	8,995,640
Shareholder's Equity	7,879,747
Market Cap	6,640,313
Net Asset Value (NAV) per Share	10.44
Share Price	8.80
Premium/Discount	-15.7%

VOLATILITY³



SHAREHOLDER STRUCTURE



STATISTICS

	CNL Capital	ASE General Index
1-Month High	8.80	822.22
1-Month Low	8.55	743.49
52-Weeks High	10.30	922.30
52-Weeks Low	6.55	484.40

DISTRIBUTION TO SHAREHOLDERS

FY	Type	Amount (€)	Ex-Dividend Date	Payment Date
2019	Dividend	0.15	16/07/2020	22/07/2020
2019	Interim Dividend	0.20	10/10/2019	16/10/2019
2018	Dividend	0.13	14/05/2019	20/05/2019
2017	Dividend	0.10	02/04/2018	01/06/2018

CNL Capital is an Alternative Investment Fund Managers company, is listed on the Athens Stock Exchange, with the main purpose of participating in the capital of small and medium-sized enterprises, according to law 2367/1995. CNL Capital is supervised by Hellenic Capital Market commission, license 2/813/5.4.2018 of law 4209/2013. VAT Registration Number: 800596087, General Electronic Commercial Registry 131359701000. **Source:** CNL Capital, Athens Stock Exchange, Reuters, **Notes:** 1) Based on outstanding amount of bonds, 2) Includes 29,919 own shares, 3) Based on 10 - day Moving Average. **Disclaimer:** This report is intended for information purposes only and contains data regarding past transactions and services and does not constitute binding or secure predictions with regards to future results of those transactions and services. Part of the information and data of this report have been collected from reliable sources, nevertheless there is no guarantee for their accuracy or their validity. Any data and estimations contained herein do not constitute under any circumstance's analysis, instigation (or the opposite) or investment advice for specific transactions. CNL AIFM (Fund Manager) and CNL Capital are not responsible for any investment movements that may be made based on estimates that may be published here as the return on investments is likely to be loss-making or profitable and therefore under no circumstances may guaranteed.